

Wedding Preparation

12 + MONTHS UNTIL "I-DO"

You may think you have plenty of time before your big day, but it'll be here before you know it! Get started now so you won't stress later.

- Congratulations! Announce your engagement to the world!
- Discuss your desired budget and who is contributing to it (see pg. 6)
This is big! You need to have an idea of what you are comfortable spending on your wedding before any decisions are made or contracts are signed.
- Create a Pinterest account to start a wedding board
- Check the Wedding Show schedule at TodaysBride.com
Our wedding shows offers you the opportunity to meet with local wedding professionals while admiring all the latest bridal trends.
- Make a wedding email, binder and/or spreadsheet
This will become the holy grail for planning your wedding! You need a place to compile all of your thoughts, vendor information, contracts, and details.
- Choose your wedding party
- Begin compiling a guest list (see pg. 4)
It's important to have a general idea of how many guests you'd like to have at your wedding early on in the planning process, as it can affect your venue options, budget, and more!
- Choose your wedding date
- Research and Pin wedding gowns and bridal party attire (see pg. 8)

Research

- Wedding Planners (pg. 7)
- Bridal Attire (pg. 8)
- Officiant (pg. 10)
- Ceremony Sites (pg. 10)
- Reception Venues (pg. 12)
- Photography (pg. 14)
- Caterers (pg. 16)
- Bar Service (pg. 17)

Complete

- Choose a date
- Hire a Wedding Planner
- Hire a Caterer
- Book the Officiant
- Book your Ceremony & Reception venues
Your ceremony and reception venues should be the first contracts you sign.
So many things fall into place once

The Details

Month I would like to get married in

My Bridesmaids will be

MOH:

My Groomsmen will be

Best Man:

My wedding date is

Even More...


The check list continues:

8-12 months . . pg. 18

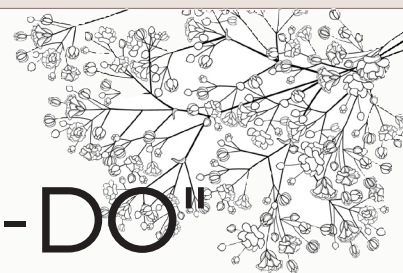
3-8 months . . pg. 29

0-3 months . . pg. 37

Print the entire check list and get access to additional planner pages at TodaysBride.com.



Wedding Preparation



8-12 MONTHS UNTIL "I-DO"

- Have an engagement photo shoot
Sometimes photographers will include engagement photos within their packages. This is a great way to get to know your potential photographer.
- Establish beauty and skin care routines
- Create a wedding website
Not only is it super fun to make, but this can be a hub of information for your guests who are seeking answers to items such as: suggested guest attire, hotel accommodation information, where you are registered, and more.
- Finalize guest list (see pg. 4)
- Order and send Save-the-Dates (see pg. 21)
- Meet with Florists and designers to discuss your wedding decor (see pg. 26)

Research

- Men's Formalwear (pg. 19)
- Beauty & Health (pg. 20)
- Invitations & Stationery (pg. 21)
- DJ, Bands & Musicians (pg. 22)
- Photo Booths (pg. 24)
- Travel & Honeymoon (pg. 25)
- Videography (pg. 26)
- Flowers (pg. 27)

Complete

- Hire a Photographer
- Book your entertainment
Including: DJ, Band, Musicians, and photo booth company.
- Hire a Videographer
- Purchase your wedding dress
Most gowns come from overseas and can take up to 6-8 months to arrive after ordering.
- Hire a Florist
- Hire a Travel Agent

The Details

Engagement photo shoot date

Website URL

Website Username

Website Password

Save the Dates

Ordered or Mailed

Types of flowers I want

Even More...

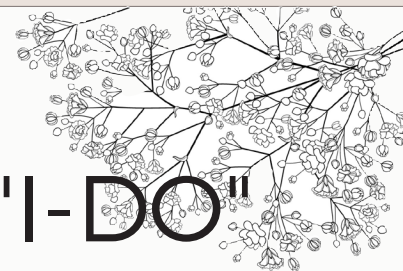
The check list continues:

+12 months . . . pg. 5

3-8 months . . pg. 29

0-3 months . . pg. 37

Print the entire check list and get access to additional planner pages at TodaysBride.com.



Wedding Preparation

3-8 MONTHS UNTIL "I-DO"

- ☐ Purchase wedding bands
- ☐ Choose bridal & bridesmaid accessories
- ☐ Create a wedding registry at a minimum of three retailers for gifts
- ☐ Apply for a passport if you're honeymooning outside of the country
- ☐ Create a honeymoon itinerary for family at home
- ☐ Shop with mothers for Mother-Of attire
- ☐ Have food tasting with the caterer and finalize the menu
- ☐ Meet with Officiant to discuss plans for ceremony
- ☐ Purchase additional day-of stationery (menus, place cards, programs, etc.)
- ☐ Finalize attire and fittings for wedding party and parents
- ☐ Finalize playlists with DJ/Band/Musicians
- ☐ Finalize reception menu & order menu cards
- ☐ Purchase gifts for bridal party and out-of-town guests

Research

- Decor & Rentals (i.e., chairs, linens, lighting, decor, etc.) (pg. 30, 31)
- Cakes & Desserts (pg. 32)
- Transportation (pg. 34)
- Rehearsal Dinner (pg. 35)
- Guest Accommodations (pg. 36)
- Gift Registry

Complete

- Book hair and makeup stylist(s)
- Reserve decor (i.e., lighting, linens, rentals)
- Book your honeymoon
- Reserve Guest Accommodations
- Hire a transportation company
- Book your Rehearsal Dinner
- Order invitations

The Details

Hair & makeup trial appointment

Registered at

Postage cost

Date applied for passport

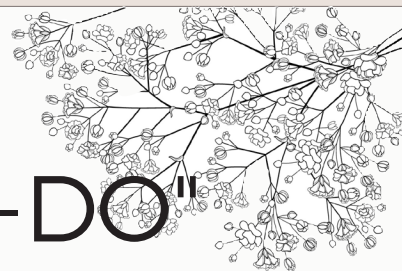

Bridal Party gift ideas

Even More...

The check list continues:

12+ months . . . pg. 5
8-12 months . . pg. 18
0-3 months . . . pg. 37

Print the entire check list and get access to additional planner pages at TodaysBride.com.



Wedding Preparation

0-3 MONTHS UNTIL "I-DO"

- ☐ Purchase postage & mail wedding invitations
- ☐ Collect and record RSVPs (pg. 4)
- ☐ Have a bridal shower
- ☐ Apply for your Marriage License (pg. 39)
- ☐ Begin writing vows
- ☐ Review ceremony details with your Officiant
- ☐ Finalize wedding day timeline with your Wedding Planner, Photographer, and venue (pg. 38)
- ☐ Determine your "Something Old, New, Borrowed, and Blue" items
- ☐ Plan ceremony and reception seating arrangements
- ☐ Send rehearsal dinner invitations

Two Weeks until "I-Do"

- ☐ Follow up with guests who have not RSVP'd
- ☐ Give a final guest count to caterer
- ☐ Review wedding day details with your wedding planner
- ☐ Update your registries
- ☐ Begin breaking-in wedding shoes
- ☐ Have a final dress fitting
- ☐ Make arrangements for the caring of pets and plants while on your honeymoon
- ☐ Have one final haircut and color before your big day
- ☐ Delegate wedding day duties (i.e., ushering, guest book, gift table, etc.)
- ☐ Delegate someone to return tuxes, rentals, and tend to your dress
- ☐ Provide directions for wedding day transportation
- ☐ Discuss who will be distributing tips

The Details

Bridal shower date

Bridal shower thank you's

Purchased or Mailed?

Something

Old:

New:

Borrowed:

Blue:

Rehearsal dinner invites

Purchased or Mailed

Final guest count

Final fitting appointment

Salon appointment

Even More...

The check list continues:

12+ months . . . pg. 5

8-12 months . . pg. 18

3-8 months . . pg. 29

Print the entire check list and get access to additional planner pages at TodaysBride.com.